



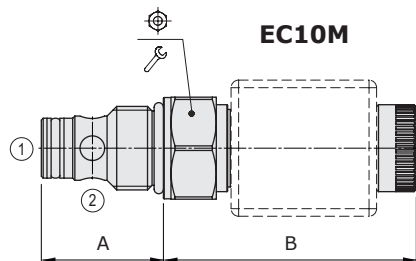
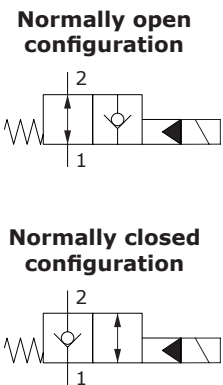
EC..M type directional solenoid valves - 2 way / 2 positions

- Pilot operated
- Poppet type
- Oil leakage free from port 2 to port 1
- Normally open and closed configurations
- From SAE08 to SAE16 cavities

Technical specifications and diagrams are measured with mineral oil of 46 cSt viscosity at 40°C (104°F) temperature.

	EC08M	EC10M	EC12M	EC16M
Nominal flow	40 l/min (10.5 US gpm)	70 l/min (18.5 US gpm)	150 l/min (40 US gpm)	150 l/min (40 US gpm)
Max. pressure	380 bar (5500 psi)			
Oil leakage	at 210 bar (3050 psi)	0.25 cm ³ /min (0.015 in ³ /min)	0.25 cm ³ /min (0.015 in ³ /min)	0.25 cm ³ /min (0.015 in ³ /min)
Fluid	mineral based oil			
Viscosity	10-200 cSt			
Max level of contamination	18/16/13 ISO4406			
Fluid temperature	with NBR seals with FPM seals	from -20°C (-4°F) to 80°C (176°F) from -20°C (-4°F) to 100°C (212°F)		
Environmental temp. for working conditions	from -20°C (-4°F) to 50°C (122°F)			
Cavity	SAE 08/2	SAE 10/2	SAE 12/2	SAE 16/2
Coil type*	BER			
Nominal voltages	12 VDC - 24 VDC ± 10%			
Power rating	19.2 W (12 VDC - 24 VDC)			
Weight	0.135 kg (0.30 lb)	0.170 kg (0.37 lb)	0.230 kg (0.51 lb)	0.315 kg (0.69 lb)

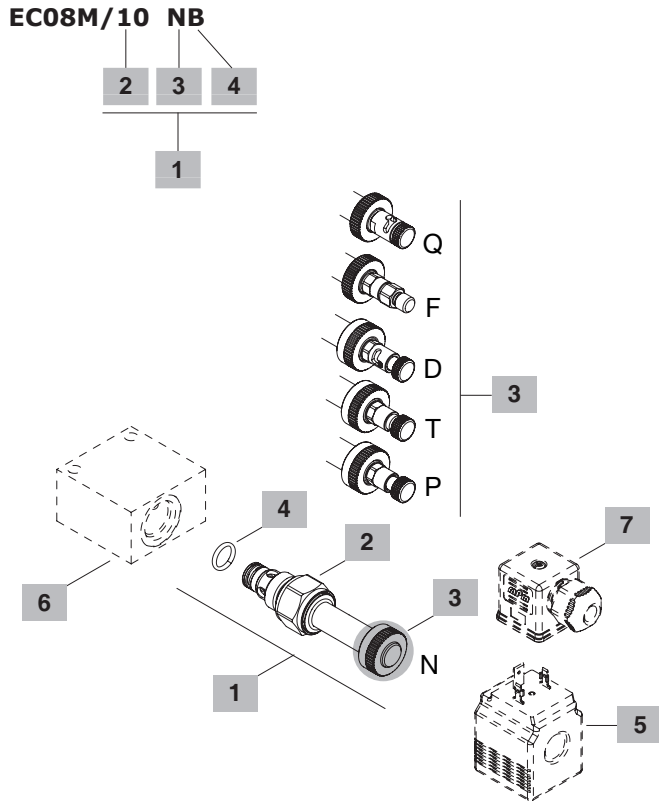
NOTE - For different conditions, please contact Walvoil Sales Dpt. - *For coils further features see from page 206.



Valve type	A		B				Nm	lbft
	mm	in	mm	in				
EC08M/	10NB	28	1.10	67.2	2.64	24	30	22
	20NB	28	1.10	63.3	2.49	24	30	22
EC10M/	10NB	32.3	1.27	66.9	2.63	27	50	37
	20NB	32.3	1.27	63	2.48	27	50	37
EC12M/	10NB	45	1.77	61.1	2.40	32	80	59
	20NB	45	1.77	57.2	2.25	32	80	59
EC16M/	10NB	46	1.81	61.2	2.41	38	80	59
	20NB	46	1.81	57.3	2.26	38	80	59

For dimensions with different type of emergency see page 213

Ordering codes and description composition



1 Cartucce

TYPE	CODE	DESCRIPTION
SAE cavity 08/2		
EC08M/10NB	0EC08002031	Normally open (N.O.) without emergency
EC08M/10PB	0EC08002033	(N.O.) push button emergency
EC08M/10TB	0EC08002034	(N.O.) screw type emergency
EC08M/10DB	0EC08002035	(N.O.) push type with detent emergency
EC08M/20NB	0EC08002032	Normally closed (N.C.) without emergency
EC08M/20FB	0EC08002036	(N.C.) pull button emergency
EC08M/20TB	0EC08002037	(N.C.) screw type emergency
EC08M/20QB	0EC08002038	(N.C.) pull type with detent emergency
SAE cavity 10/2		
EC10M/10NB	0EC10002012	Normally open (N.O.) without emergency
EC10M/10PB	0EC10002014	(N.O.) push button emergency
EC10M/10TB	0EC10002015	(N.O.) screw type emergency
EC10M/10DB	0EC10002016	(N.O.) push type with detent emergency
EC10M/20NB	0EC10002013	Normally closed (N.C.) without emergency
EC10M/20FB	0EC10002017	(N.C.) pull button emergency
EC10M/20TB	0EC10002018	(N.C.) screw type emergency
EC10M/20QB	0EC10002019	(N.C.) pull type with detent emergency
SAE cavity 12/2		
EC12M/10NB	0EC12002007	Normally open (N.O.) without emergency
EC12M/10PB	0EC12002009	(N.O.) push button emergency
EC12M/10TB	0EC12002010	(N.O.) screw type emergency
EC12M/10DB	0EC12002011	(N.O.) push type with detent emergency
EC12M/20NB	0EC12002008	Normally closed (N.C.) without emergency
EC12M/20FB	0EC12002012	(N.C.) pull button emergency
EC12M/20TB	0EC12002013	(N.C.) screw type emergency
EC12M/20QB	0EC12002014	(N.C.) pull type with detent emergency
SAE cavity 16/2		
EC16M/10NB	0EC16002020	Normally open (N.O.) without emergency
EC16M/10PB	0EC16002022	(N.O.) push button emergency
EC16M/10TB	0EC16002023	(N.O.) screw type emergency
EC16M/10DB	0EC16002024	(N.O.) push type with detent emergency
EC16M/20NB	0EC16002021	Normally closed (N.C.) without emergency
EC16M/20FB	0EC16002025	(N.C.) pull button emergency
EC16M/20TB	0EC16002026	(N.C.) screw type emergency
EC16M/20QB	0EC16002027	(N.C.) pull type with detent emergency

2 Spool

TYPE	DESCRIPTION
1	Normally open configuration
2	Normally closed configuration

3 Emergency

TYPE	DESCRIPTION
N	Without emergency
P	Push button type (N.O.)
T	Screw type
D	Push type with detent (N.O.)
F	Pull button type (N.C.)
Q	Pull type with detent (N.C.)

4 Seals

TYPE	DESCRIPTION
B	NBR (Buna) o-ring seals, std configuration
V	FPM (Viton) o-ring seals, contact Sales Dept

5 Coil

TYPE	CODE	DESCRIPTION
BER 12VDC	4SLE001200	12VDC-ISO4400 coil

For complete coils list see from page 206

6 Valve body

TYPE	CODE	DESCRIPTION
SAE 08/2-G 3/8	3CC0820C11	Aluminium body for cavity 08 valve, G3/8 std thread
SAE 10/2-G 3/8	3CC1020C11	Aluminium body for cavity 10 valve, G3/8 std thread
SAE 12/2-G 1/2	3CC1220D11	Aluminium body for cavity 12 valve, G1/2 std thread
SAE 16/2-G 3/4	3CC1620E11	Aluminium body for cavity 16 valve, G3/4 std thread

Note: aluminium body can stand up to 210 bar (3050 psi)
For steel bodies or different threading see from page 215

7 Connettere

TYPE	CODE	DESCRIPTION
ISO4400	4CN1009995	Connector

For complete connectors list see from page 206

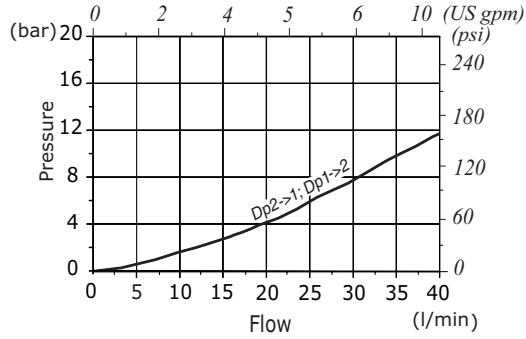
Directional control valves

Directional solenoid valves - 2 way / 2 positions

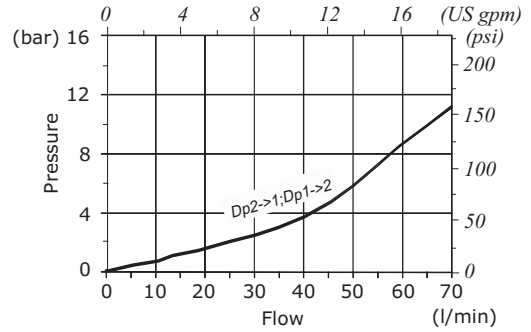
EC..M type

Rating diagrams

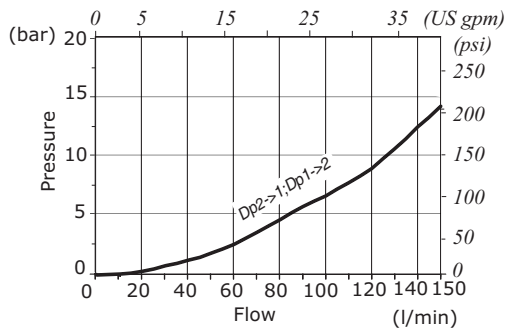
EC08M/10NB - EC08M/20N
pressure drop vs. flow



EC10M/10NB - EC10M/20NB
pressure drop vs. flow



EC12M/10NB - EC16M/10NB
pressure drop vs. flow



EC12M/20NB - EC16M/20NB
pressure drop vs. flow

